



ShowMatch™ DeltaQ™ Array Loudspeaker

Short Quick Pin Accessory: SMQPS

Installation Information

Thank you for selecting Bose ShowMatch DeltaQ array loudspeakers. This document is intended to provide professional installers with basic installation and safety guidelines for using the optional short quick pin accessory with ShowMatch loudspeakers. Please read this document before attempting installation.



Each ShowMatch DeltaQ full-range array module (SM5, SM10, and SM20) and subwoofer module (SMS118) includes standard installation pins. Use the short quick pins (SMQPS) in place of the standard pins to reduce the width of the array assembly.



Short quick pins and installation tool

To install the short quick pins, follow these instructions:

1. Remove side end caps and tethered standard quick pins that are factory-installed on each loudspeaker module. See Fig. 1. For detailed instructions, see ShowMatch DeltaQ Array Loudspeaker Installation Guide
2. Align pin in appropriate location on array assembly.
3. Insert non-threaded end of tool into the top of the pin to press the button and insert the pin. The top of the pin should insert until flush with array assembly. See Fig. 2.
4. To remove the pin, screw threaded end of tool into the top of the pin, where the button is located. See Fig. 3.
5. This presses the button to release the pin and provides a grip handle to allow the pin to be removed. See Fig. 4.

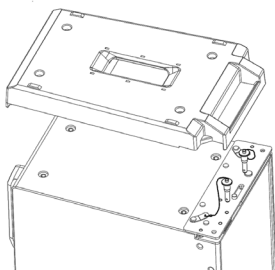


Fig. 1. Remove loudspeaker module end caps

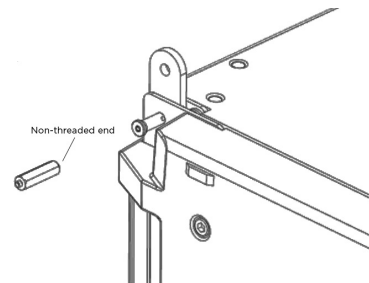


Fig. 2. Insert pin using non-threaded end of tool

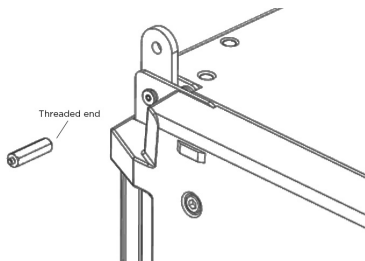


Fig. 3. Remove pin using threaded end of tool

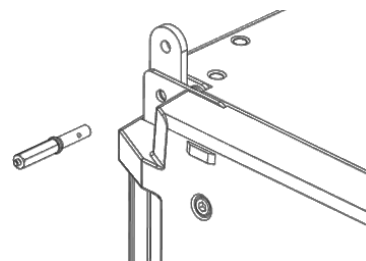


Fig. 4. Use tool to remove pin



ShowMatch™ DeltaQ™ Array Loudspeaker

Short Quick Pin Accessory: SMQPS

Safety Information



CAUTION: This product is intended for installation by professional installers only!
PRECAUCIÓN: Solo un instalador profesional deberá montar este producto!
ATTENTION: L'installation de ce produit est réservée à un technicien professionnel!
ACHTUNG: Dieses Produkt darf nur von fachkundigen Monteuren installiert werden!



CAUTION: Make no modification to system or accessories. Unauthorized alterations may compromise safety, regulatory compliance, and system performance.
PRECAUCIÓN: No realice alteraciones no autorizadas a este producto; esto podría comprometer la seguridad, el cumplimiento de las normas y el rendimiento del sistema.
ATTENTION: Ne pas faire des modifications non autorisées à ce produit; ce qui pourrait compromettre la sécurité, la conformité réglementaire et la performance du système.
ACHTUNG: Keine nicht autorisierten Veränderungen am Produkt vornehmen. Diese können die Sicherheit, die Einhaltung von Richtlinien und die Systemleistung beeinträchtigen.



CAUTION: This accessory is intended for use with Bose ShowMatch DeltaQ Array loudspeakers only.
PRECAUCIÓN: Este accesorio está diseñado para usarse únicamente con altavoces Bose ShowMatch DeltaQ Array.
ATTENTION: Cet accessoire est destiné pour l'usage avec les haut-parleurs Bose ShowMatch Delta Q exclusivement.
ACHTUNG: Dieses Zubehör ist ausschließlich zur Verwendung mit Bose ShowMatch DeltaQ Array Lautsprechern vorgesehen.



772964-0010

