


# cool struttin': SCHEU TONEARMS



# SCHEU

The Scheu of Music

# SCHEU

The Scheu of Music

## Tacco MK II

The SCHEU Tacco MK II is our legendary top model with the conical wooden tonearm wand made of prestigious wood - either thuja cedar or amboina pine.



Apart from ensuring maintenance of all the familiar geometric parameters, the development of the equipment also concentrated on fastidious choice of materials. Thus the actual bearing/counterweight unit is made of tungsten, allowing not only a compact design concentrating all the free-to move mass into a condensed space but also the effective suppression of resonance inside the bearing unit thanks to the high density of the metal. This method of construction means that all kinds of stored energy can be eliminated quickly and effectively.

The Tacco tonearm has a unipivot bearing. The tip of the bearing is a ruby sphere at the end of a hard metal rod. The bearing recess is set into the bearing block and is made of a leuko-(white) sapphire. This arrangement leads to extremely little internal friction and, in addition, the contact surface is well-defined, eliminating any shifting of the point of the bearing.

The Tacco is currently available as a 9-inch and a 12-inch variant.

## The Sound

The Tacco is characterised by its very clear and well-contoured sound reproduction with highly pure bass and an outstandingly fine reproduction of treble. Voices are reproduced in extremely natural fashion.



## Finish and Versions

### Choice of Wood

The conical wooden tonearm wand is available of either thuja cedar or amboina pine.

### Arm Length

We do offer the Tacco as a 9-inch as well as a 12-inch tonearm.

## Tonearm Cable

Our tonearm cables are supplied in a standard length measuring 1.15 m from the base of the tonearm. Alternative lengths, as well as symmetric wiring (XLR), can also be provided on request.

Find out more on the SCHEU Tonearm-Cable on [www.scheu-analogue.com](http://www.scheu-analogue.com).



## Reviews

"The Tacco has a crystal clear and contoured sound with a very clean bass and an extraordinary fine drawing of the treble. Voices are expressed very naturally."

(LP - 2/2010)

"It's a jewel of an arm ... The Tacco II arm is an excellent arm ... capable of extracting a massive amount of information off the groove, presenting a platform as neutral across the mid and top as it is deep at the bottom."

(HiFi+ - 4/2013)

## Specifications

### Functional principle:

Conical wooden tonearm on a unipivot sapphire bearing.

### Tacco 9-inch

- Effective length: 238 mm
- Effective mass: 14 to 16 gr, depending on the choice of wood
- Overhang: 16 mm
- Distance from pivot to spindle: 222 mm

### Tacco 12-inch

- Effective length: 304 mm
- Effective mass: 14 to 16 gr, depending on the choice of wood
- Overhang: 11 mm
- Distance from pivot to spindle: 293 mm

## Cantus

The Cantus is a tonearm with a unipivot bearing where the arm is not actually a wand but is made up of a visually fascinating mechanical framework. This reduces the ubiquitous resonances to an absolute minimum.

The counterweight is made of tungsten allowing the tracking weight to be adjusted very easily and reliably. The suspended counterweight design and the breadth of the frame around the bearing make for perfect balancing of the horizontal tracking angle without the need for complex adjustment.

## The Sound

The Cantus mechanical framework reduces the ubiquitous resonances to an absolute minimum, creating an unbelievably energetic but still 'relaxed' sound.

## Finish & Versions

### Tonearm Colour

Acrylic transparent or black.

### Arm Length

9-inch or  
12-inch tonearm.





## Reviews

"The Scheu Analog Cantus 12 is a highly impressive arm design that departs from the conventions of such devices to deliver an impressive result" (HI-FI World - 9/2008)

"Attractive to the eye and ear, the Scheu Premier II/Cantus was a joy to have in my home."

(online magazine 6moons - 7/2008)



## Specifications

### Functional principle:

Unipivot bearing framework tonearm made of acrylic glass

### Cantus 9-inch

- Effective length: 229 mm
- Overhang: 27 mm
- Distance from pivot to spindle: 212 mm

### Cantus 12-inch

- Effective length: 307.5 mm
- Overhang: 14 mm
- Distance from pivot to spindle: 293.5 mm

# SCHEU

The Scheu of Music

## Classic MK II

The return of a classic. The predecessor of this SCHEU arm sold hundreds and has almost achieved cult status. In response to high popular demand, a redesigned MK II version has now been released.

The modifications to the MK I are concentrated on the total redesign of the base unit for the tonearm. With high-gloss nickel finish and improved lift plus anti-skating mechanism and a lifting base that can be adjusted in two planes, it indeed lifts the comfort of operation and the reliability to a much higher standard.

The principle of a unipivot bearing and tried-and-trusted features such as the single-piece tonearm made of laser-cut sheet aluminium folded into a U-shaped profile with optional black or red powder coating, the nitrogen hardened and polished unipivot bearing for minimum friction and the standardised cabling running right through to the cinch plugs remain nevertheless as unparalleled as ever. Azimuth adjustment, lateral balance and anti-skating are built-in components of the arm.



What has not changed is of course the excellent sound and the unbeatable price for an arm of this quality.

The 12-inch version of the arm is as ever the perfect partner for the Denon DL-103. A well-kept secret in high end circles!

## Finish & Versions

### Tonearm Colour

Black or red powder coating.

### Arm Length

10-inch or 12-inch tonearm.



## Reviews

"A dream team in my opinion, and one providing value-for-money that can with a clear conscience be described as unbelievably good." (image hifi - 2/2009)

## Specifications

### Functional principle:

Unipivot aluminum tonarm (U-shaped profile)

### Classic 10-inch

- Effective length: 245 mm
- Effective mass: 11 gr
- Overhang: 18 mm
- Distance pivot to spindle: 227 mm

### Classic 12-inch

- Effective length: 305 mm
- Effective mass: 14 gr
- Overhang: 12 mm
- Distance pivot to spindle: 293 mm



Cello



Das Laufwerk  
No.2



Premier



Diamond



Cello  
Classic

## Scheu Analog Turntables

Turntables from SCHEU are synonymous from Berlin to Ushuaia with a most audiophile sound quality, tonal balance and, last but not least, outstanding durability. They are all belt-/string-driven heavyweight turntables and they all use an inverted bearing.


Production quality is of the utmost importance to us, and we work exclusively with suppliers

from Germany. This means that our final products are 'Made in Germany' through and through - apart from the Rega arm on some models, which fortunately is being built to the same exacting standards.


Our turntables are carefully manufactured by hand and offer a suitable solution for everyone, no matter what your requirements, from the beginner's turntable Cello to the very sophisticated reference-beater Das Laufwerk No. 2.



MC Scheu Ruby 3



MC Scheu Kupfer L



MC Scheu SL

## Scheu Analog Cartridges

Since 1995 we have been marketing SCHEU systems with ever-increasing success. Our pick-ups are made at formidable Benz Micro in Switzerland to our very special demands.

Over the years we have been able to implement our own ideas and concepts time and again and we currently have three models on offer. Each pick-up is hand-made, individually measured out and tested in elaborate individual listening tests.

Most analogue.  
The secret, since 1987  
handmade in Germany.

[www.scheu-analogue.com](http://www.scheu-analogue.com)

 [scheuanalog](https://www.facebook.com/scheuanalog)